

WorkForce Enterprise 100ppm series



Switch to ultra-fast,
reliable printing



EPSON[®]
EXCEED YOUR VISION

Sustainable, high-speed printing



DataMaster Lab 2021 Green Award
Epson WF-C21000

Benefit from consistently superb image quality at super-fast speeds of up to 100ppm. Offering enhanced security and advanced software compatibility, our eco-responsible WorkForce Enterprise multifunction printers (MFPs) offer exceptional reliability and outstanding performance with every print.

Ultra-fast speeds

With high ISO print speeds of up to 100ppm, discover outstanding quality at incredibly high speeds. The series offers a first copy out time (FCOT) of 4.9 seconds¹, and a duplex scan speed of up to 110ipm.

Colour and mono versions

Our SRA3 WorkForce Enterprise series is available in both colour and mono versions to suit your needs.

High capacity ink cartridges

Print up to 120,000 pages in mono without replenishing ink². Our colour series prints up to 100,000 in mono and 50,000 in colour without changing supplies thanks to DURABrite Pro ink cartridges³. This means fewer consumable changes, reducing packaging and allowing for less user intervention.

Enhanced finishing capability

Increase productivity with advanced finishing such as booklet finisher and hole punch options.

Right: A fully configured WorkForce Enterprise with optional high capacity paper input unit, and finishing unit with stacking and stapling.

Options

- | | |
|--------------------|--|
| ① Booklet finisher | ④ Bridge unit |
| ② Staple finisher | ⑤ Cassette lock |
| ③ Hole punch | ⑥ 3,000 sheet high capacity paper tray |



Low power consumption

Epson's Micro Piezo Heat-Free printhead technology does not require heat in the print process, therefore reducing the power consumption. With an average of 180W consumption while copying and a maximum of 320W, lower the environmental impact and reduce your energy bills.

Powerful and improved scanning capability

Our Automatic Document Feeder (ADF) offers market leading thin paper support with a compact, robust design and improved scanning quality.

Epson Remote Services (ERS) software compatibility

ERS is our cloud based device monitoring and management system that helps your service provider perform accurate remote diagnosis without compromising on the security. It arms technicians with the information they need to achieve higher first fix rates, increasing your device uptime.

Wide media flexibility

Our models offer incredible media flexibility. With an optional folding unit that allows you to create letters and invoices ready for envelope insertion, avoid the need to outsource complex print requirements.

Superb image quality

Thanks to Epson's PrecisionCore linehead inkjet technology and efficient paper transport mechanism, enjoy reliable and consistently excellent image quality of up to 600x2400dpi (600x1200dpi default).



Applying the perfect finish

Finishing options

- Staple finisher
- Booklet finisher
- 2/4 hole punch unit

Options

- Paper cassette lock
- High capacity tray
- EpsonNet 10/100/1000Base Tx Int.
- Super G3 multi faxboard

Consumables

- WF Enterprise series ink
- Maintenance box

Specifications

	Staple finisher	Booklet finisher
Hole punch unit (finisher required)	Option	
Supported paper sizes	A5 SEF - A3 SRA3*	
Number of trays	2 (upper / main)	2 (upper / main / lower)
Stackable number (Upper)	250 sheets	
Stackable number (Main)	Max 4,000 sheets (1 sided/2 sided) Max 1,500 sheets (1 sided/2 sided) A3	Max 1,700 sheets (1 sided/2 sided) Max 1,500 sheets (1 sided/2 sided) A3
Stackable number (Lower)	---	Max 7 booklet (Plain Paper) 20 sheets Max 5 booklet (Other) or No limitation
Staple number	Max 50 sheets	
Staple position	3	

*SRA3 is from manual feed tray only.



Stapler finisher



Booklet finisher



Epson WorkForce Enterprise Series
Outstanding Achievement in Innovation for
Departmental Finishing Capabilities

The Epson WorkForce Enterprise series has claimed a BLI Winter 2021 Outstanding Achievement in Innovation Award for Departmental Finishing Capabilities due to the following:

‘Booklet-making capabilities that are unmatched on other inkjet offerings’

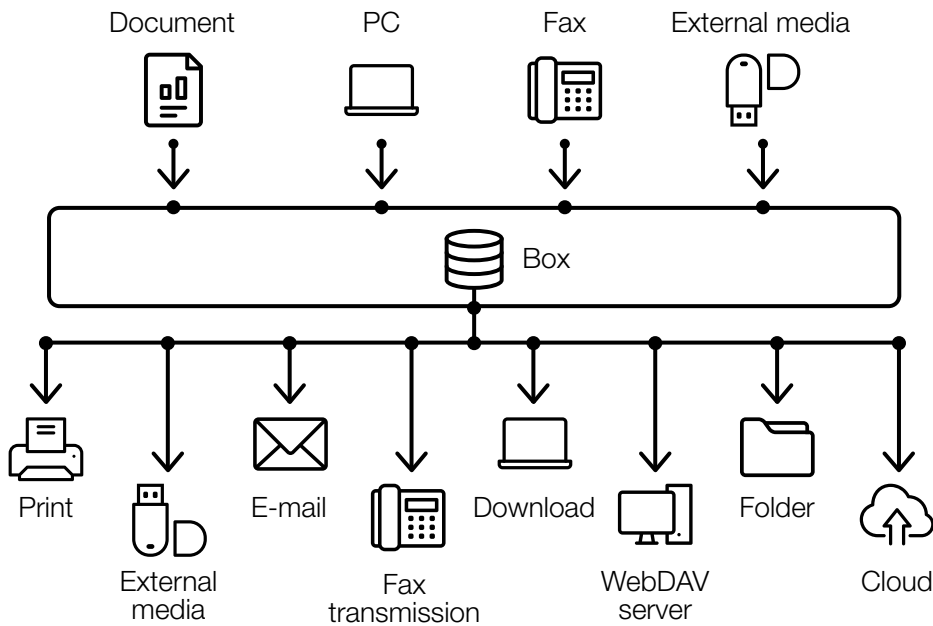
‘Proven reliability result for a finished being fed paper printed with inkjet technology’

‘Minimal impact on productivity with finisher’

- Keypoint Intelligence, 2021.

Integrated box function

The box function allows scanned data and PC print data to be stored in an internal hard drive (HDD) so data can be used again later.



Focus on security

We understand that security is more important than ever – especially when you consider that more devices are linked to the web, as well as each other. The WorkForce Enterprise series is designed to help you meet your network security policy or governing body standards, and ensure your data is as safe as possible.

With a second ethernet connection and second fax line (both optional), benefit from increased security.



Optional second ethernet and fax line connection

Business imaging solutions

Take advantage of remote management, customise print options and enjoy seamless compatibility with the Epson WorkForce Enterprise. Integrate these into your existing IT infrastructure to improve productivity and increase efficiency.

Fleet Management



Epson Device Admin (EDA)

Control, analyse and manage your printer fleet centrally from one intuitive interface, designed to increase productivity, reduce costs and ensure maximum security.

Remote Service and Support



Epson Remote Services (ERS)

Epson's cloud-based device monitoring and management system supports your service provider to deliver advanced remote diagnostics for Epson business products.

The software has been designed with the appropriate technical, organisational measures and documentation for data protection and compliance with European laws and regulations.



ERS embedded agent

Benefit from the added value of ERS in combination with the embedded agent on the WF-C21000 and WF-M21000 for a seamless setup and use.

Mobile and cloud printing



Turn your tablet or smartphone into a powerful office assistant. Epson's mobile and cloud printing services allow you to print and scan from your smartphone and tablet - in the office and on the go.



Workflow and Security



Epson Print Admin (EPA)

Boost productivity and monitor print usage via this server-based solution that creates a secure printing, scanning and copying environment through user-authentication.



Epson Print Admin Serverless (EPA Serverless)

Seamlessly integrate the WorkForce Enterprise series into security and compliancy rules, and regulations without the burden of maintaining a server system.



Document Capture Pro Server

This powerful server based software that allows administrators to manage advanced push scan functions without having to install software on individual computers. Scan to cloud, FTP and utilise Microsoft SharePoint® at the touch of a button. For more advanced needs, users can add their own connectors with our self-developer kit.

Third party integration



Epson Open Platform (EOP)

Gain complete control of your printing operations via a web-based application that enables you to adapt your printer to meet specific and changing business requirements with solutions that help you better manage your printing.

More information about Epson and third-party solutions

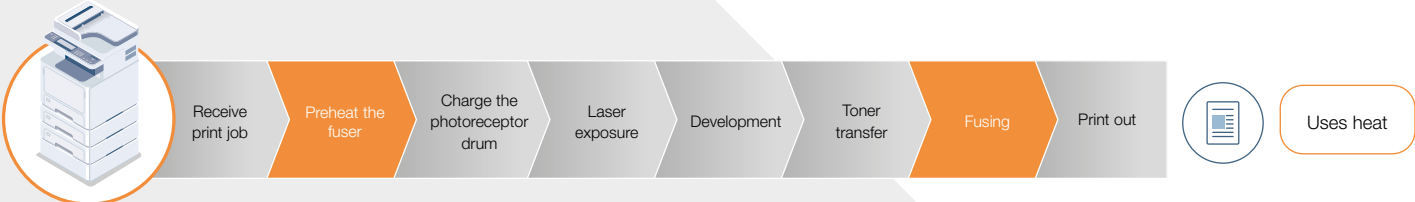
Discover how Epson and its partner solutions take advantage of our printers to meet the needs of businesses from SMBs to large enterprises, and can be adapted to suit vertical market needs.

www.epson.co.uk/bis

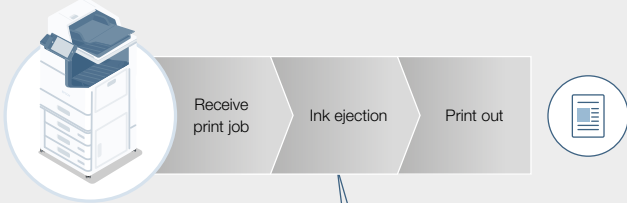
Increase productivity and reduce environmental impact without compromise

Epson inkjet printers use Heat-Free Technology to deliver advanced customer benefits


Epson Heat-Free Technology does not require heat in the ink ejection process. Instead pressure is applied to the Piezo element, which flexes backwards and forwards firing the ink from the printhead.



Laser printer




Inkjet printer



Thermal ink ejection process

Thermal

Other Inkjet printers



Piezo ink ejection process

Heat-Free

Epson Inkjet printers

The benefits of Heat-Free Technology



Consistent high speed printing

Epson Heat-Free Technology requires no heat to warm up when it is switched on or awoken from sleep. This means it starts printing immediately compared to laser printers, which need to preheat the fuser to print. Consistent high-speed printing is ensured, even for documents with high-printing density.



Less power consumption saves energy and money

Epson Heat-Free Technology uses less power than laser technology because it does not use heat to warm up. As inkjets have no fuser unit to heat, this results in significantly less energy consumption.



Fewer replacement parts, lower environmental impact

Laser printers typically have more consumables and require periodic replacement of the drum, transfer belt and fuser in many cases. Thanks to Heat-Free Technology, our inkjet printers use fewer parts that need replacing than in a laser printer, and our printheads are not a consumable. This reduces the environmental burden of manufacturing and recycling the additional resources.



Less intervention increases productivity

The Heat-Free structure of Epson inkjet printers means that there are fewer parts that can fail, which reduces the amount of intervention required. As a result, Epson inkjet printers offer improved reliability and significantly reduced downtime.



Certified environmental performance

Epson is committed to developing environmentally conscious products, which means that sustainability is considered from conception to completion. We help customers recognise the environmental gains brought on by technology, whether it is redefining manufacturing through innovative robotics, saving energy with our office printing technology or revolutionising textile printing with digital solutions.

We offer sustainable innovations because we recognise that the choices we make as organisations, individuals or a society will be essential to our shared success.



The WorkForce Enterprise series in action

In the below examples discover how the WorkForce Enterprise has benefited businesses in the workplace of today.

Case studies

Columbus Clinic Centre, Italy

An Italian clinic renowned for healthcare excellence, Columbus Clinic Centre needed fast, high-performance printing in every department – from admissions and administration, to insurance quotes and theatre facilities. It also required zero toxic gas emissions and easy printer maintenance.

So it turned to Epson. The WorkForce Enterprise printer was chosen, with its productivity and reliability particularly valued. And now, administrative processes are streamlined, health services are more efficient and effective than ever before, and the clinic's environmental impact is minimised.

'We received such positive feedback from the product test that a hundred machines have been installed across all departments, all remotely controlled to ensure optimum performance. The problems of machine downtime and low quality have been solved.'

Roberto Caronni, Ci Erre Ufficio



Bonver Logistics, Sweden

Bonver is a fast-growing third-party logistics company, shipping thousands of items globally from its Stockholm warehouse. And with that comes business-critical paperwork, involving 40,000 printed items each day.

So a reliable, high-performing print solution is required. And that's where Epson WorkForce Enterprise printers have met demand perfectly. The performance and reliability of Epson technology means accurate printed way bills can be issued with every delivery, ensuring packages reach the right place, at the right time, allowing customers to check contents, without fail.

'The printer lives up to our expectations. There is hardly any servicing at all, just some monthly maintenance. One refill, 120,000 prints. We had a hundred printers and now we have one. We'll soon be ready for one, two or maybe three more Enterprises.'



Product specifications

Model	WorkForce Enterprise mono WF-M21000D4TW	WorkForce Enterprise colour WF-C21000D4TW
Function	Multifunction 4-in-1 ⁴	Multifunction 4-in-1 ⁴
Maximum paper size	A3+ with SRA3 support	A3+ with SRA3 support
First page out time	6.2 sec Mono	6.2 sec Mono / Colour
Print speed (Maximum/ISO)	Up to 100ppm Mono	Up to 100ppm Mono / Colour
Double sided-printing	✓	✓
Print resolution - maximum	Up to 600 x 2400 dpi	Up to 600 x 2400 dpi
PCL & Postscript compatible	✓	✓
Automatic Document Feeder (ADF)	150 sheets	150 sheets
Paper capacity standard	2,350 sheets	2,350 sheets
Paper capacity maximum	5,350 sheets	5,350 sheets
Paper weight - maximum	60 - 350gsm	60 - 350gsm
Scanning resolution - maximum	600 x 600 dpi	600 x 600 dpi
Scan functions	Email, FTP, Network folders, Computer (Epson Document Capture Pro), Microsoft SharePoint® with Epson Document Capture Pro, USB Memory Device	Email, FTP, Network folders, Computer (Epson Document Capture Pro), Microsoft SharePoint® with Epson Document Capture Pro option, USB Memory Device
Copy	✓	✓
Fax	Optional	Optional
Ethernet connectivity	GigaBit 1000 BASE-T, EpsonNet 10/100/1000Base Tx Int.	GigaBit 1000 BASE-T, EpsonNet 10/100/1000Base Tx Int.
Wi-Fi connectivity	✓	✓
Epson Document Capture Pro	✓	✓
LCD display	22.7cm colour touch-screen	22.7cm colour touch-screen
Dimensions (W x D x H)	674 x 757 x 1,243mm	674 x 757 x 1,243mm
Weight	177.1kg	177.1kg
Energy use	170 W (standalone copying, ISO/IEC 24712 pattern), 1.1 W (sleep mode), 76 W (Ready), 0.4 W (Power off), TEC 0.41 kWh/week	170 W (standalone copying, ISO/IEC 24712 pattern), 1.1 W (sleep mode), 76 W (Ready), 0.4 W (Power off), TEC 0.41 kWh/week
Supply voltage	AC 100 V - 240 V	AC 100 V - 240 V
Sound power (Operation)	7.5 B (A)	7.5 B (A)
Sound pressure (Operation)	60 dB (A)	60 dB (A)
Power supply	220V, 240V	220V, 240V

Product information is subject to change without prior notice.

1 Approx. based on internal testing; may vary depending on the number of copies selected, the output environment, as well as the settings for size, orientation, position of paper

2 Approx. page yield with the WF-C21000D4TW and WF-M21000D4TW. Actual yield will vary depending on images printed and usage conditions. For more information visit www.epson.eu/pageyield.

3 Approx. page yield with the WF-C21000 series. Actual yield will vary depending on images printed and usage conditions. For more information visit www.epson.eu/pageyield.

4 Fax optional at an additional cost

For more information, visit <http://www.epson.co.uk/workforce-enterprise>. All specifications are subject to change. For the latest specifications please visit www.epson.co.uk

For more information please contact:

Home users: 0343 90 37766

Business users*: 0871 42 37766

Republic of Ireland: 01 436 7742

Or visit us at www.epson.co.uk/contactus

* 10p per minute plus network extras.



EpsonUK



@EpsonUK



@EpsonUK



epson-uk-ltd

EPSON®